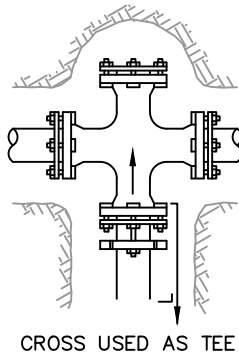
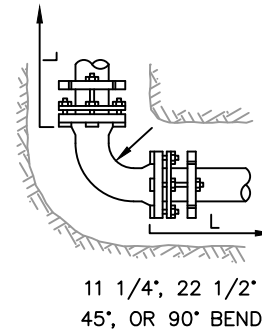


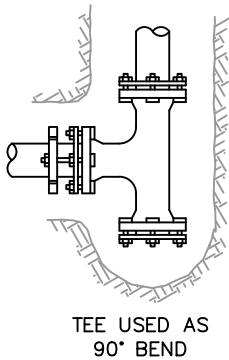
TEE



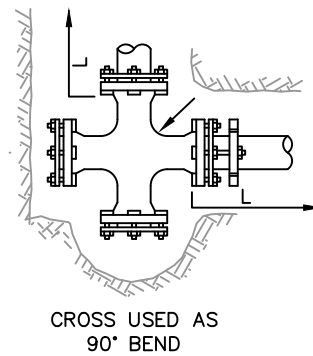
CROSS USED AS TEE



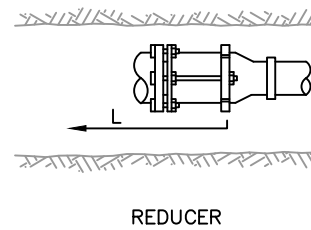
11 1/4", 22 1/2"
45°, OR 90° BEND



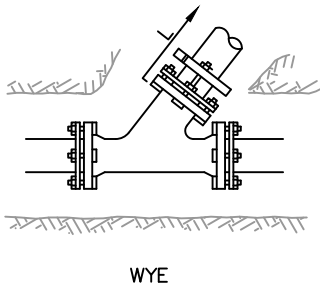
TEE USED AS
90° BEND



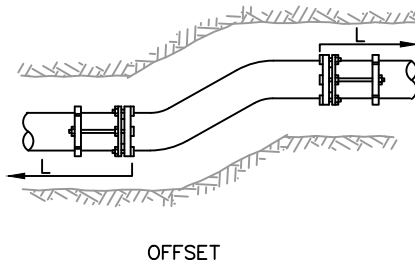
CROSS USED AS
90° BEND



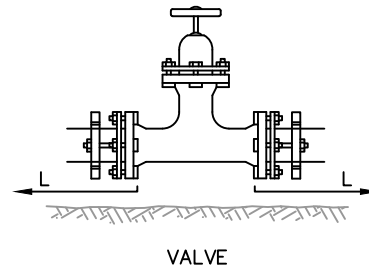
REDUCER



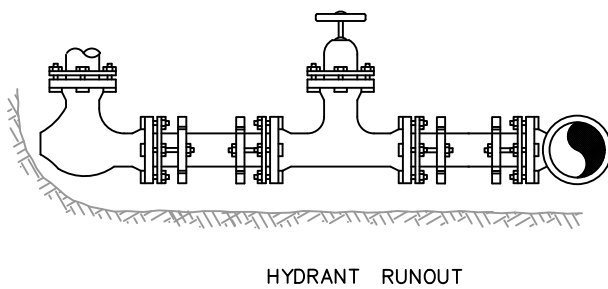
WYE



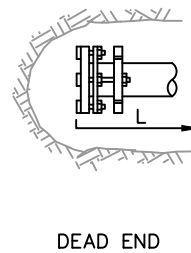
OFFSET



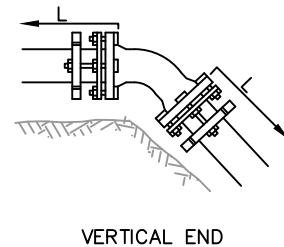
VALVE



HYDRANT RUNOUT




DEAD END



VERTICAL END

L- RESTRAINT LENGTH (SEE SHEET #13)



STANDARD UTILITY DETAILS
City of Stuart
Utilities & Engineering Department

121 S.W. Flagler Avenue, Stuart, Florida 34994

MECHANICAL JOINT ANCHORING REQUIREMENTS

DATE: OCTOBER 2021

FILE NAME: 2021 COS Std Details.dwg

SHEET NUMBER

12